

AUSTRIA

HEADOFFICE  
WELS

Office & Showroom  
Europastraße 45  
4600 Wels, Austria  
+43 7242 698-0  
office@moltoluce.com

VIENNA

Office & Showroom  
Vorarlberger Allee 28  
1230 Vienna, Austria  
+43 1 6160300  
office.wien@moltoluce.com

GERMANY

MUNICH

Office & Showroom  
Walter-Gropius-Straße 23  
80807 Munich, Germany  
+49 89 4520565-0  
office.muenchen@moltoluce.com

SWITZERLAND

LENZBURG

Office  
Niederlenzerstrasse 25  
5600 Lenzburg, Switzerland  
+41 62 885 70 30  
office.lenzburg@moltoluce.com



MOLTOLUCE.COM

PRODUCTION  
WEISSKIRCHEN

Office  
Gewerbepark 6 + 10  
4616 Weißkirchen, Austria  
+43 7243 60063  
office.weisskirchen@moltoluce.com

GRAZ

Office  
Robert-Viertl-Straße 2  
8055 Graz, Austria  
+43 316 672525-0  
office.graz@moltoluce.com

INNSBRUCK

Office  
Orbis Office, Resselstraße 33  
6020 Innsbruck, Austria  
+43 512 345688  
office.innsbruck@moltoluce.com

HAMBURG

Office & Showroom  
Wandsbeker Allee 77  
22041 Hamburg, Germany  
+49 40 2847850-1  
office.hamburg@moltoluce.com

COLOGNE

Office & Showroom  
Eiler Straße 3v  
51107 Cologne, Germany  
+49 221 222882-0  
office.koeln@moltoluce.com

ITALY

BRESCIA

Office & Showroom  
Viale Duca D'Aosta 28  
25121 Brescia, Italy  
+39 030 2400679  
office.brescia@moltoluce.com

# AFTER 8

PURE ELEGANCE THAT MAKES AN IMPRESSION



MOLTO LUCE®



HS\_10\_23  
1500

MOLTO LUCE®



# AFTER 8

Die grazile Pendelleuchte AFTER 8 hat schon immer mit ihrer klaren Formensprache und einem extra schlanken Design beeindruckt. Sie besticht durch schwebende Leichtigkeit und integriert sich exzellent in jedem Ambiente. Der schlanke Leuchtenkörper aus hochwertigem, gebürstetem Aluminium ist in den eloxierten Farben Schwarz, Schiefer und Champagner erhältlich. AFTER 8 erhellt mit direkt/indirektem Licht harmonisch den Raum und setzt auf minimalistische Weise edle Akzente.

Design: INHOUSE

The graceful AFTER 8 pendant luminaire has always impressed with its clear design language and extra slim design. It captivates with its floating lightness and integrates excellently into any ambience. The slim luminaire body made of high-quality brushed aluminium is available in the anodised colours black, slate and champagne.

AFTER 8 illuminates the room harmoniously with direct/indirect light and sets elegant accents in a minimalist way.

Design: INHOUSE

La sottile lampada a sospensione After8 ha conquistato sin dal principio grazie al suo design lineare e discreto. Una sottile linea di luce fluttuante che si integra perfettamente in ogni ambiente. Il sottile corpo dell'apparecchio, realizzato in alluminio spazzolato di alta qualità, è disponibile nei colori anodizzati nero, ardesia e champagne. After8, dotata sia di luce diretta che indiretta, illumina in modo armonioso qualsiasi stanza e grazie, al suo design minimalista, vi si integra perfettamente.

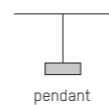
Design: INHOUSE

La gracieuse suspension AFTER 8 a toujours impressionné par la pureté de ses formes et son design extra-mince. Avec son design clair et élégant, elle séduit par sa légèreté flottante et s'intègre parfaitement dans tous les environnements. Le corps élancé du luminaire en aluminium brossé de haute qualité est disponible dans les couleurs anodisées noir, ardoise et champagne. AFTER 8 éclaire harmonieusement la pièce avec une lumière directe/indirecte et met un accent raffiné de manière minimaliste.

Design: INHOUSE



Versions



Colours



black anodized brushed

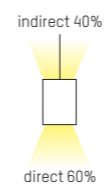


slate anodized brushed



champagne anodized brushed

Light beam



LED Colour



2700K




3000K



3500K




4000K



Design: INHOUSE

# AFTER 8 SHORT PDI

HIGH OUTPUT 220-240V AC 50/60Hz Design: INHOUSE IP20 

LED Hängeleuchte · extra schlank mit nur 6mm Breite · aus Aluminium mit Miniatur-LEDs · Oberfläche eloxiert · satinierte Abdeckung für homogenes Lichtbild

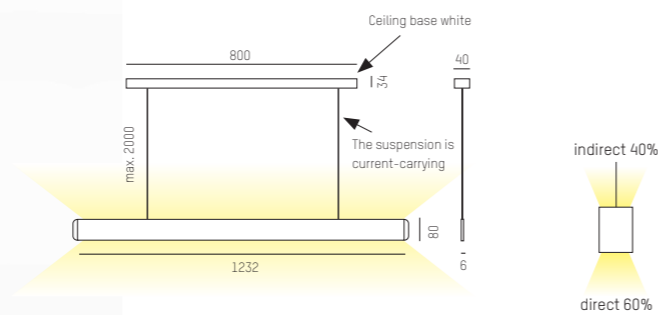
LED suspension · extra slim with only 6mm width · in aluminium with miniature LEDs · anodised surface · satined diffuser for homogeneous light

Sospensione LED · extra sottile con solo 6mm di spessore · in alluminio con LED miniaturizzati · superficie anodizzata · diffusore satinato per illuminazione omogenea

Suspension LED · extra fin avec seulement 6mm de large · en aluminium avec LED miniatures · surface anodisée · diffuseur satiné pour une lumière homogène



smooth edge design




|                  |             |
|------------------|-------------|
| SYS 41W          | LM          |
| 678-003CC10WWXXY | 1510 - 1790 |



| COMPLETE CODE         |                          |                                 |                     |
|-----------------------|--------------------------|---------------------------------|---------------------|
| WW = LIGHT COLOUR     | CC = COLOUR CEILING BASE | XX = COLOUR LUMINAIRE           | Y = DIMMABLE        |
| LED 2700K = 23 CRI>90 | white = 01               | black anodized brushed = 2q     | DALI dimm. = d      |
| LED 3000K = 29 CRI>90 | black = 02               | champagne anodized brushed = 2s | BLUETOOTH dimm. = b |
| LED 3500K = 27 CRI>90 |                          | slate anodized brushed = 2r     |                     |
| LED 4000K = 24 CRI>90 |                          |                                 |                     |



# AFTER 8 LONG PDI

HIGH OUTPUT  
220-240V AC 50/60Hz Design: INHOUSE IP20 

LED Hängeleuchte · extra schlank mit nur 6mm Breite · aus Aluminium mit Miniatur-LEDs · Oberfläche eloxiert · satinierte Abdeckung für homogenes Lichtbild

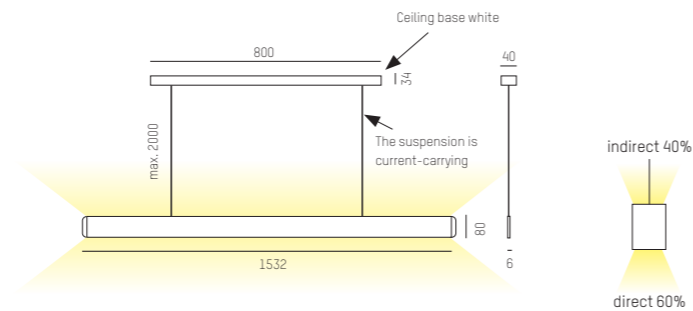
LED suspension · extra slim with only 6mm width · in aluminium with miniature LEDs · anodised surface · satined diffuser for homogeneous light

Sospensione LED · extra sottile con solo 6mm di spessore · in alluminio con LED miniaturizzati · superficie anodizzata · diffusore satinato per illuminazione omogenea

Suspension LED · extra fin avec seulement 6mm de large · en aluminium avec LED miniatures · surface anodisée · diffuseur satiné pour une lumière homogène



extra slim - 6mm width




SYS 51W | LM  
678-004CC10WWXXY | 1880 - 2240



| COMPLETE CODE                    |                          |   |                              |
|----------------------------------|--------------------------|---|------------------------------|
| WW = LIGHT COLOUR                | CC = COLOUR CEILING BASE | XX = COLOUR LUMINAIRE                     | Y = DIMMABLE                 |
| <b>W2</b> LED 2700K = 23 CRI>90  | <b>W</b> white = 01      | <b>BA</b> black anodized brushed = 2q     | <b>D</b> DALI dimm. = d      |
| <b>W3</b> LED 3000K = 29 CRI>90  | <b>S</b> black = 02      | <b>CA</b> champagne anodized brushed = 2s | <b>B</b> BLUETOOTH dimm. = b |
| <b>W3S</b> LED 3500K = 27 CRI>90 |                          | <b>SA</b> slate anodized brushed = 2r     |                              |
| <b>W4</b> LED 4000K = 24 CRI>90  |                          |   |                              |



# HIGHLIGHTS




Minimalistische Leuchtenbreite von nur 6mm.

Minimalist luminaire width of only 6mm.

Larghezza dell'apparecchio minimalista di soli 6 mm.

Largeur de luminaire minimaliste de seulement 6 mm.



Hochwertige eloxierte Oberfläche aus gebürstetem Aluminium.

High-quality anodised surface made of brushed aluminium.

Superficie anodizzata di alta qualità in alluminio spazzolato.

Surface anodisée de haute qualité en aluminium brossé.




Design-Element - abgerundete Endkappen mit Schattenfuge aus gebürstetem und eloxiertem Aluminium.

Design element - rounded end caps with shadow gap in brushed and anodised aluminium.

Elemento di design - testate arrotondate con fessura d'ombra in alluminio spazzolato e anodizzato.

Élément design - embouts arrondis avec joint d'ombre en aluminium brossé et anodisé.



Die Spannungsführung erfolgt elegant und unauffällig über die Stahlseile, die gleichzeitig zur Abhängung dienen.

The tensioning is carried out elegantly and inconspicuously via the steel cables, which also serve as suspension.

Il tensionamento avviene in modo elegante e discreto attraverso i cavi d'acciaio, che servono anche per la sospensione.

Le guidage de la tension s'effectue de manière élégante et discrète par le biais des câbles en acier qui servent également à la suspension.

